

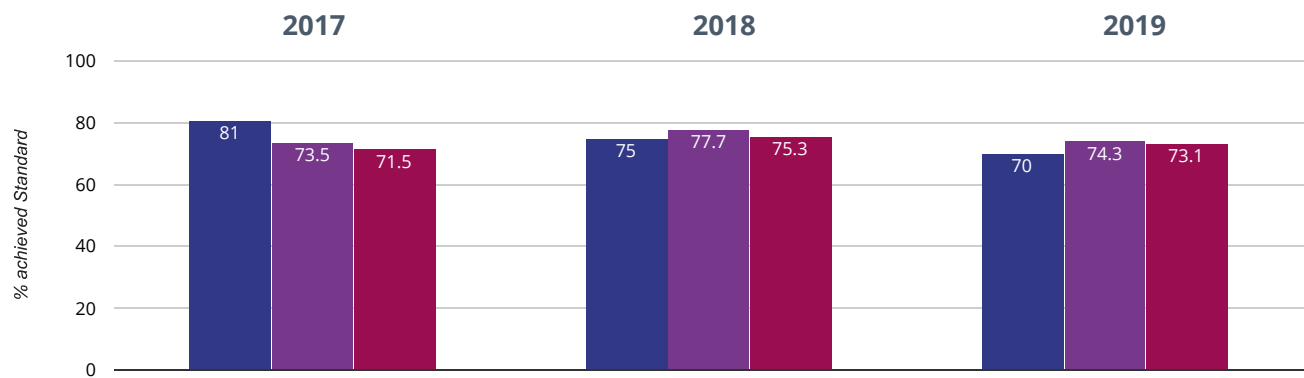


EATON PRIMARY SCHOOL



KS2 (DfE)

📖 Reading - achieved standard



70% in 2019

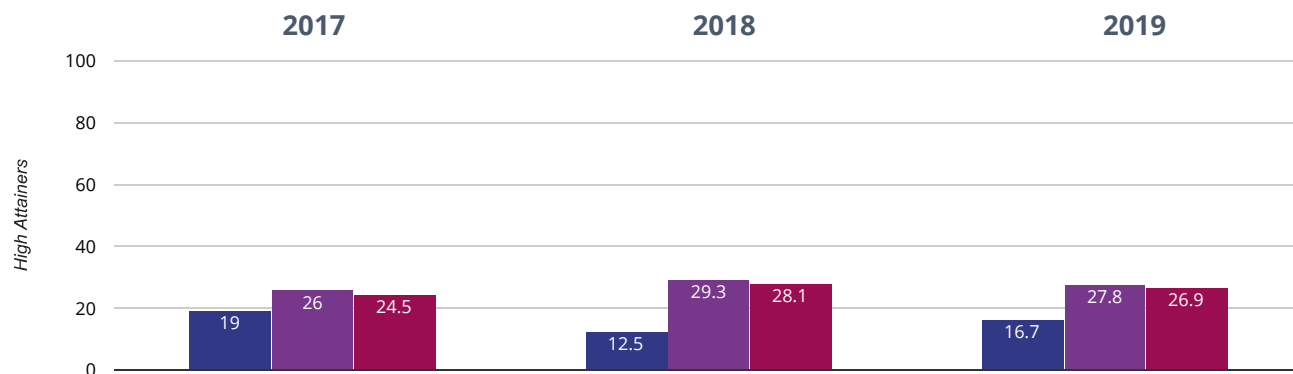
5% points drop since 2018

11% points drop since 2017

■ Eaton Primary School ■ Cheshire West and Chester (136)

■ NCER National (15981)

Reading - high attainers



16.7% in 2019

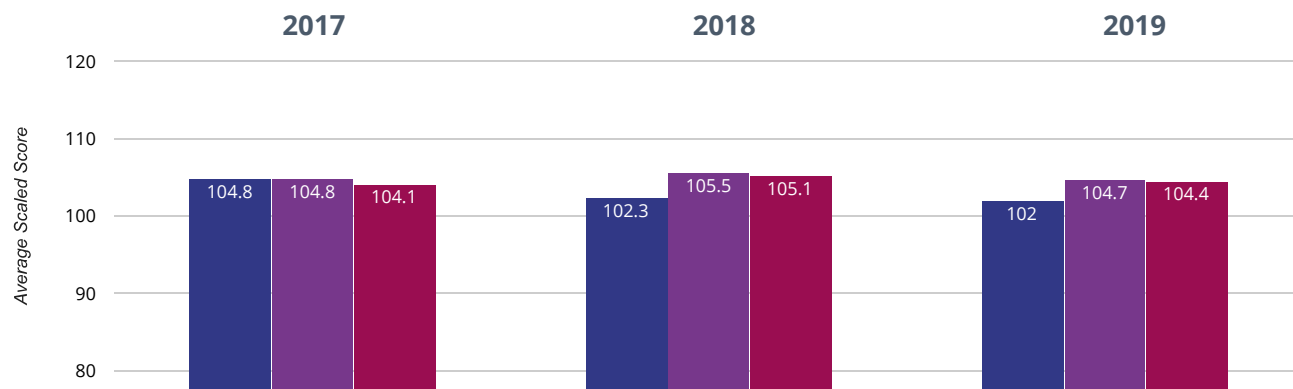
4.2% points rise since 2018

2.3% points drop since 2017

■ Eaton Primary School ■ Cheshire West and Chester (136)

■ NCER National (15981)

Reading - average scaled score



102 in 2019

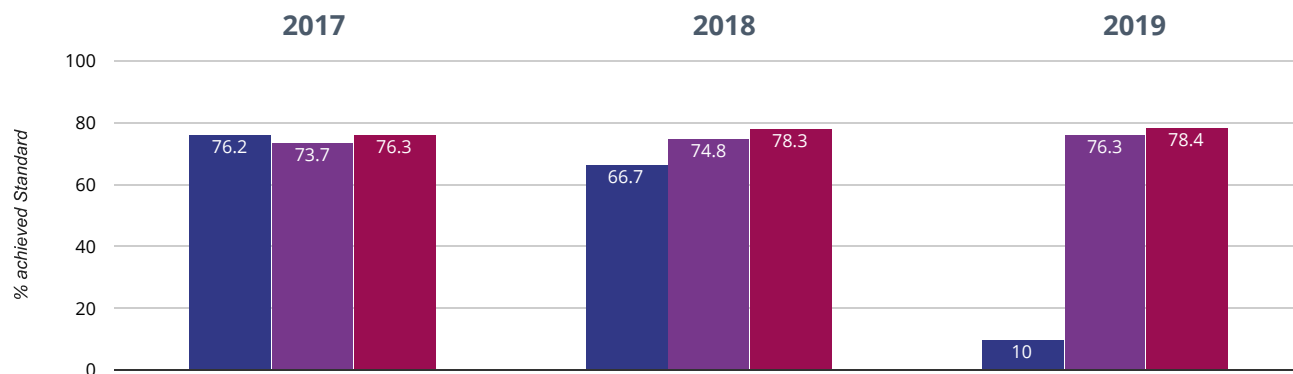
0.3 points drop since 2018

2.8 points drop since 2017

■ Eaton Primary School ■ Cheshire West and Chester (136)

■ NCER National (15981)

Writing - achieved standard



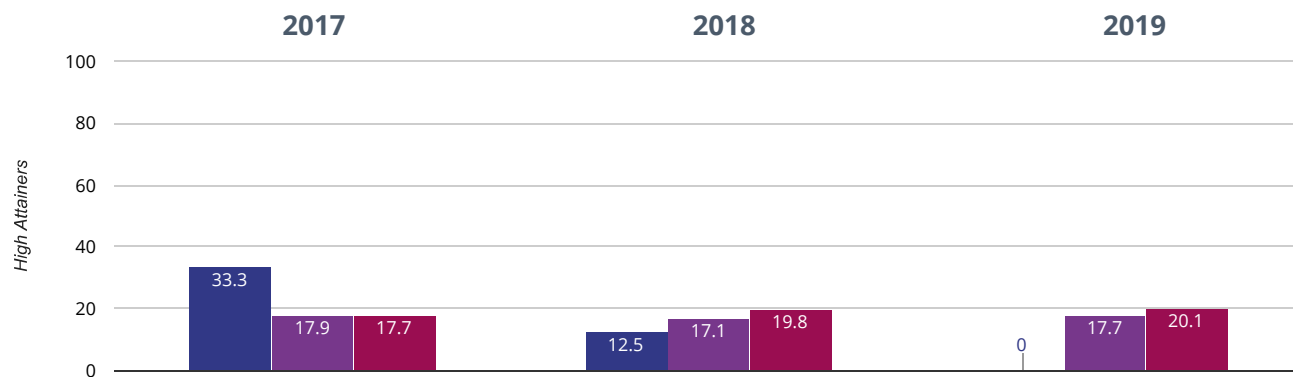
10% in 2019

56.7% points drop since 2018

66.2% points drop since 2017

■ Eaton Primary School ■ Cheshire West and Chester (136)
■ NCER National (15981)

Writing - high attainers



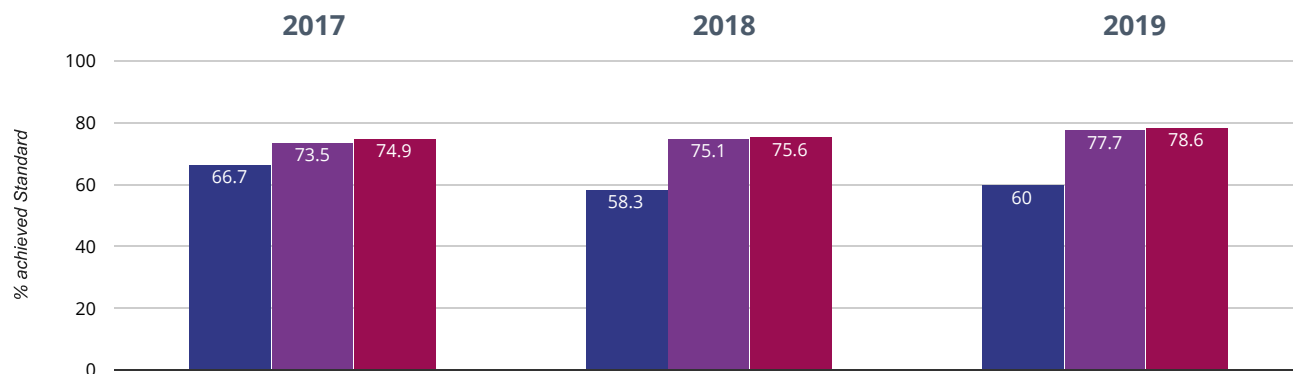
0% in 2019

12.5% points drop since 2018

33.3% points drop since 2017

■ Eaton Primary School ■ Cheshire West and Chester (136)
■ NCER National (15981)

+ Maths - achieved standard



60% in 2019

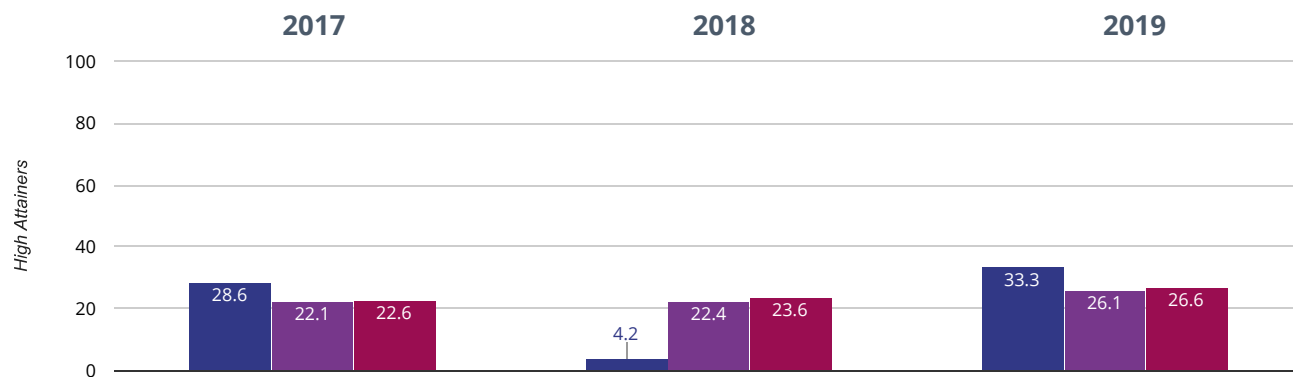
1.7% points rise since 2018

6.7% points drop since 2017

■ Eaton Primary School ■ Cheshire West and Chester (136)

■ NCER National (15981)

+ Maths - high attainers



33.3% in 2019

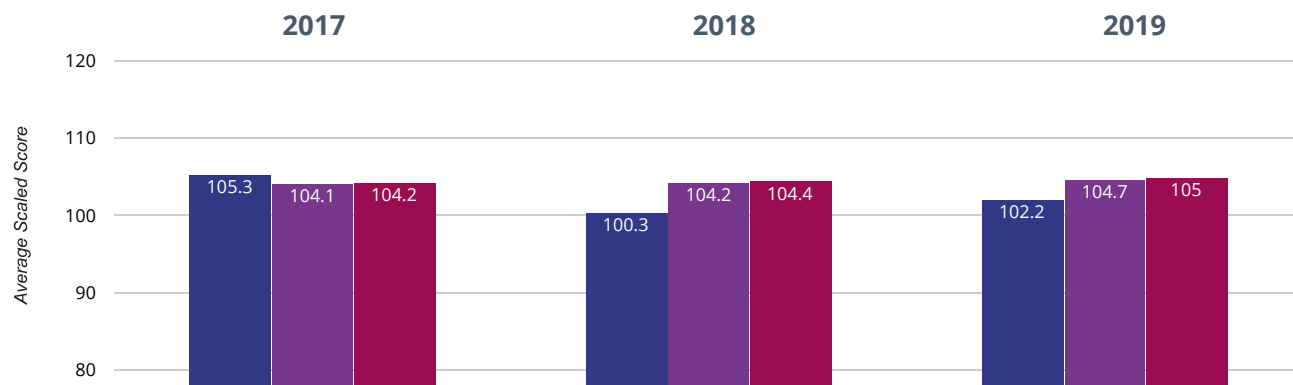
29.1% points rise since 2018

4.7% points rise since 2017

■ Eaton Primary School ■ Cheshire West and Chester (136)

■ NCER National (15981)

+ Maths - average scaled score



102.2 in 2019

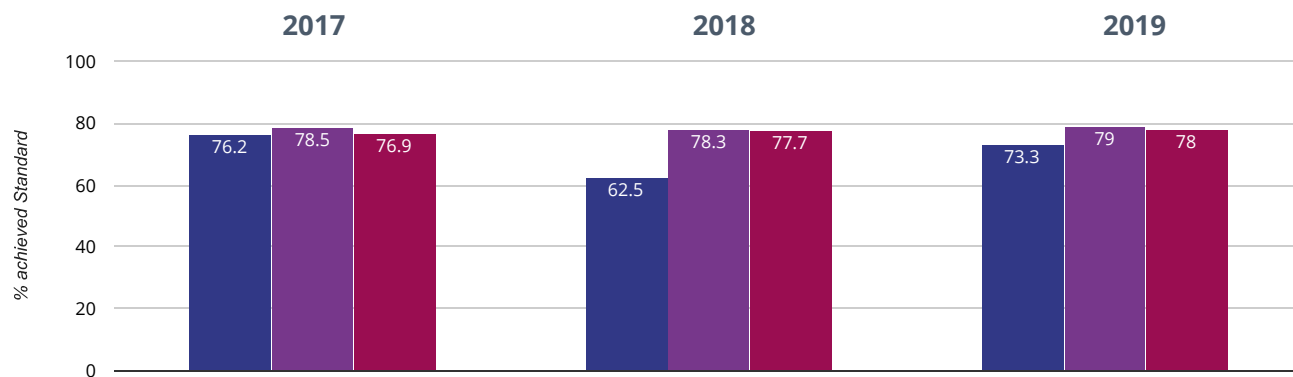
1.9 points rise since 2018

3.1 points drop since 2017

■ Eaton Primary School ■ Cheshire West and Chester (136)

■ NCER National (15981)

? GPS - achieved standard



73.3% in 2019

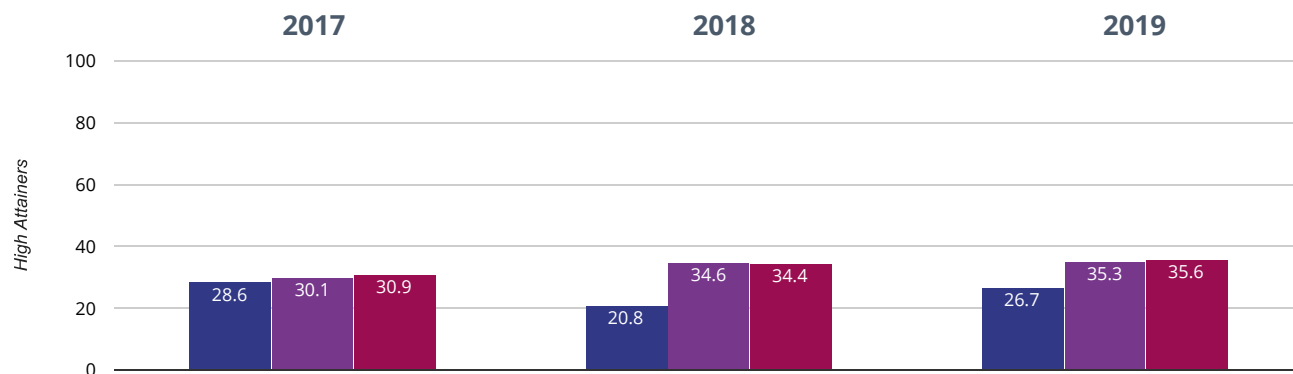
10.8% points rise since 2018

2.9% points drop since 2017

■ Eaton Primary School ■ Cheshire West and Chester (136)

■ NCER National (15981)

? GPS - high attainers



26.7% in 2019

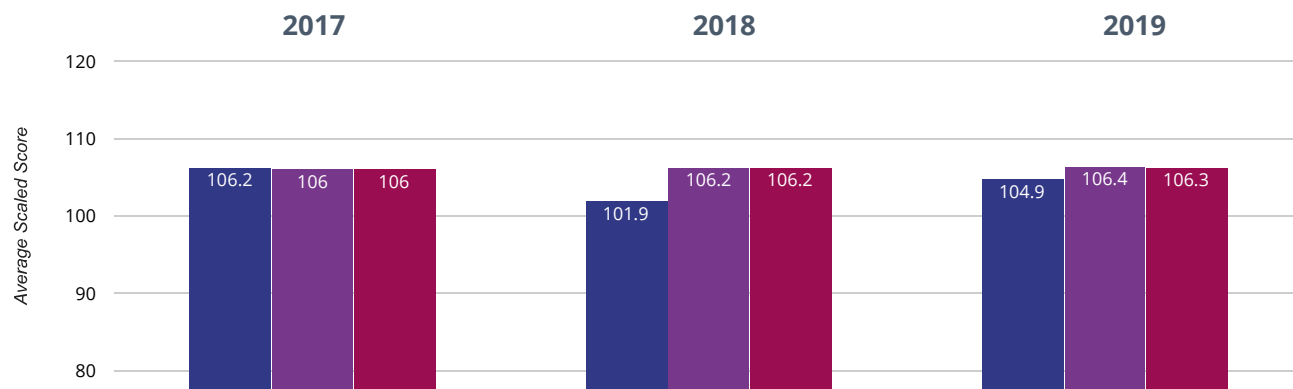
5.9% points rise since 2018

1.9% points drop since 2017

■ Eaton Primary School ■ Cheshire West and Chester (136)

■ NCER National (15981)

? GPS - average scaled score



104.9 in 2019

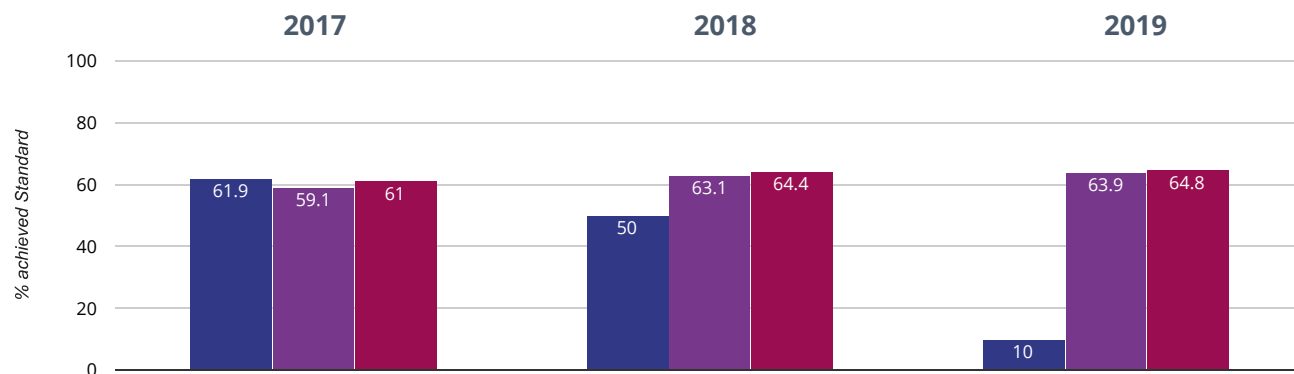
3 points rise since 2018

1.3 points drop since 2017

■ Eaton Primary School ■ Cheshire West and Chester (136)

■ NCER National (15981)

RWM - achieved standard



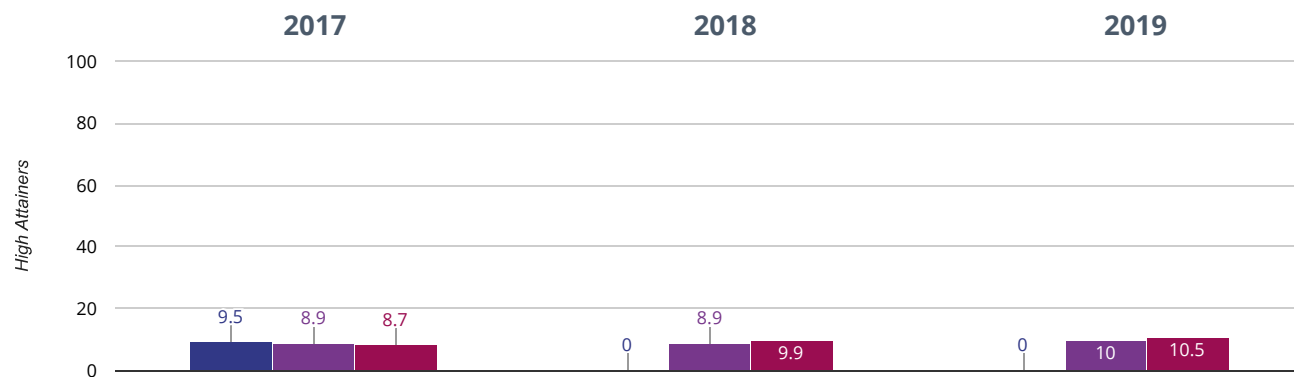
10% in 2019

40% points drop since 2018

51.9% points drop since 2017

■ Eaton Primary School ■ Cheshire West and Chester (136)
 ■ NCER National (15981)

RWM - high attainers



0% in 2019

0% change from 2018

9.5% points drop since 2017

■ Eaton Primary School ■ Cheshire West and Chester (136)
 ■ NCER National (15981)

